

INSTA

INTRODUCTION

INSTA is simple, efficient, online GST Billing Software. INSTA is a complete solution to manage your Business. This billing software can handle current taxes of different states of India, Taxes of different countries and are already ready for tax changes like GST. INSTA billing software can handle very large data at a very good speed. It offers you to identify and add the item quickly to the invoice using barcode scanner, easy election of item name. It comes out with many user friendly features which include:

Attractive and Informative Dashboard:

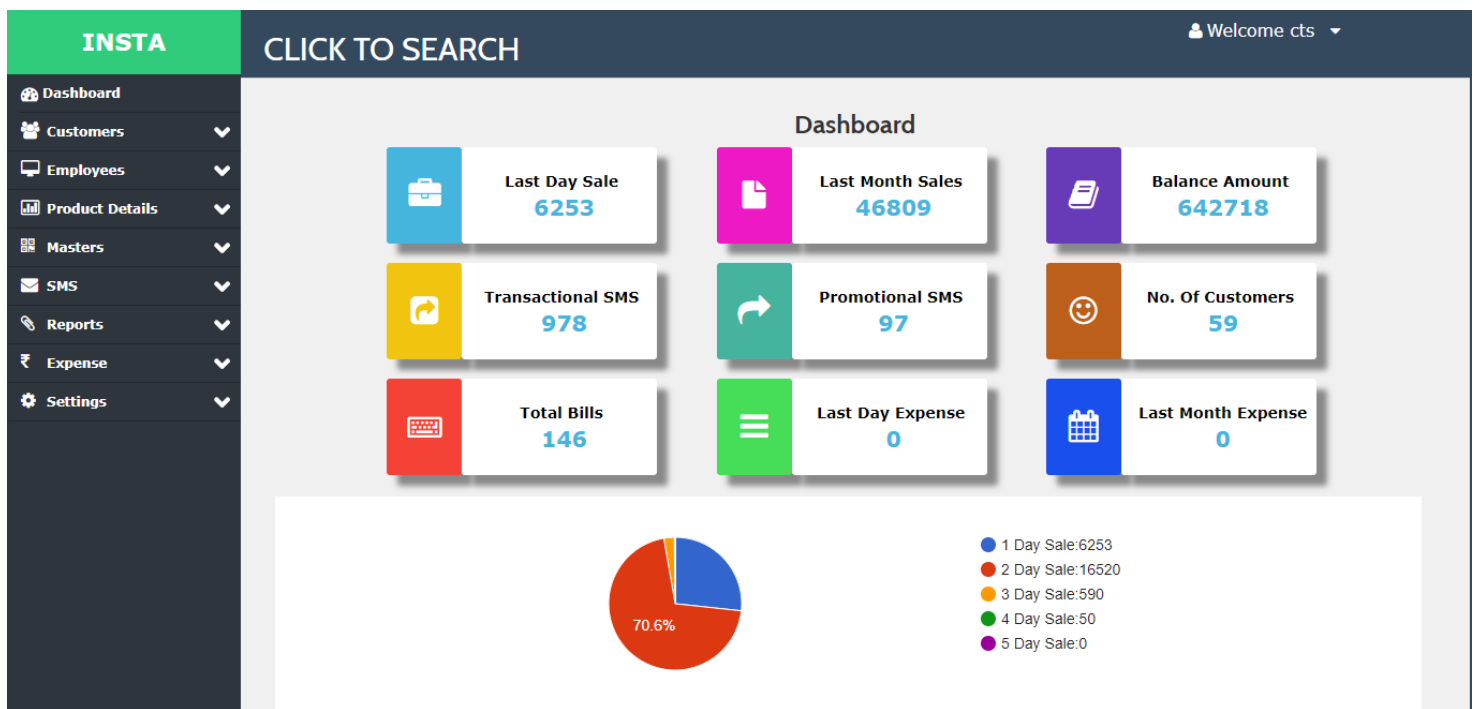
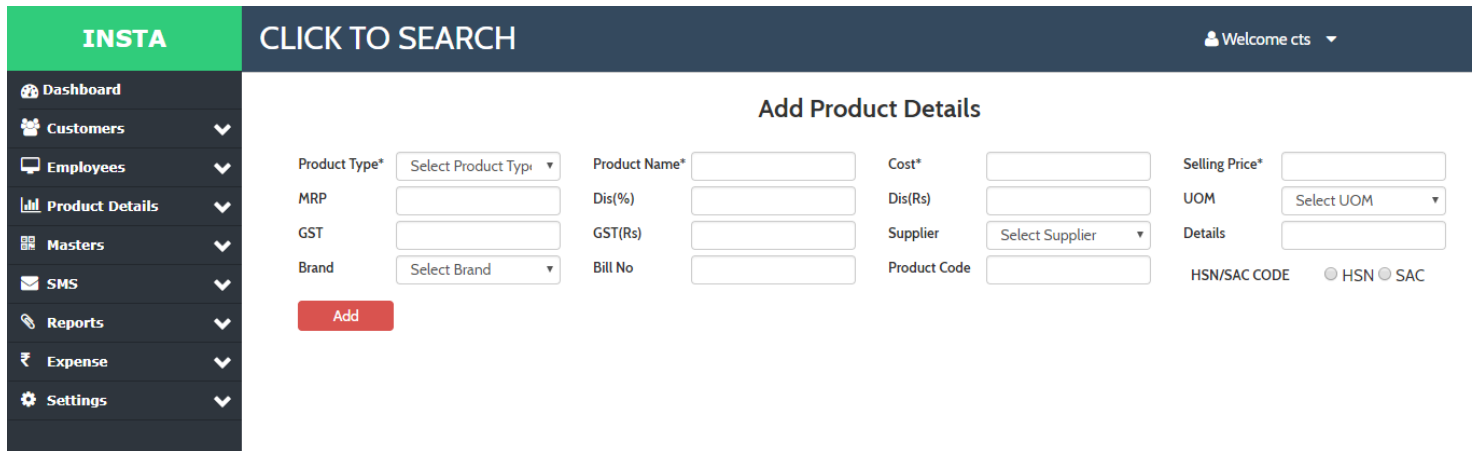


Fig (a) - Dashboard

Dashboard gives us the information of sales happened previous day, monthly wise sales, total bills generated, previous days expense, monthly expense, total messages left (which includes Transactional and promotional SMS Balance), Number of customers, Balance Amount and etc.,

Product Details:



INSTA CLICK TO SEARCH Welcome cts

Add Product Details

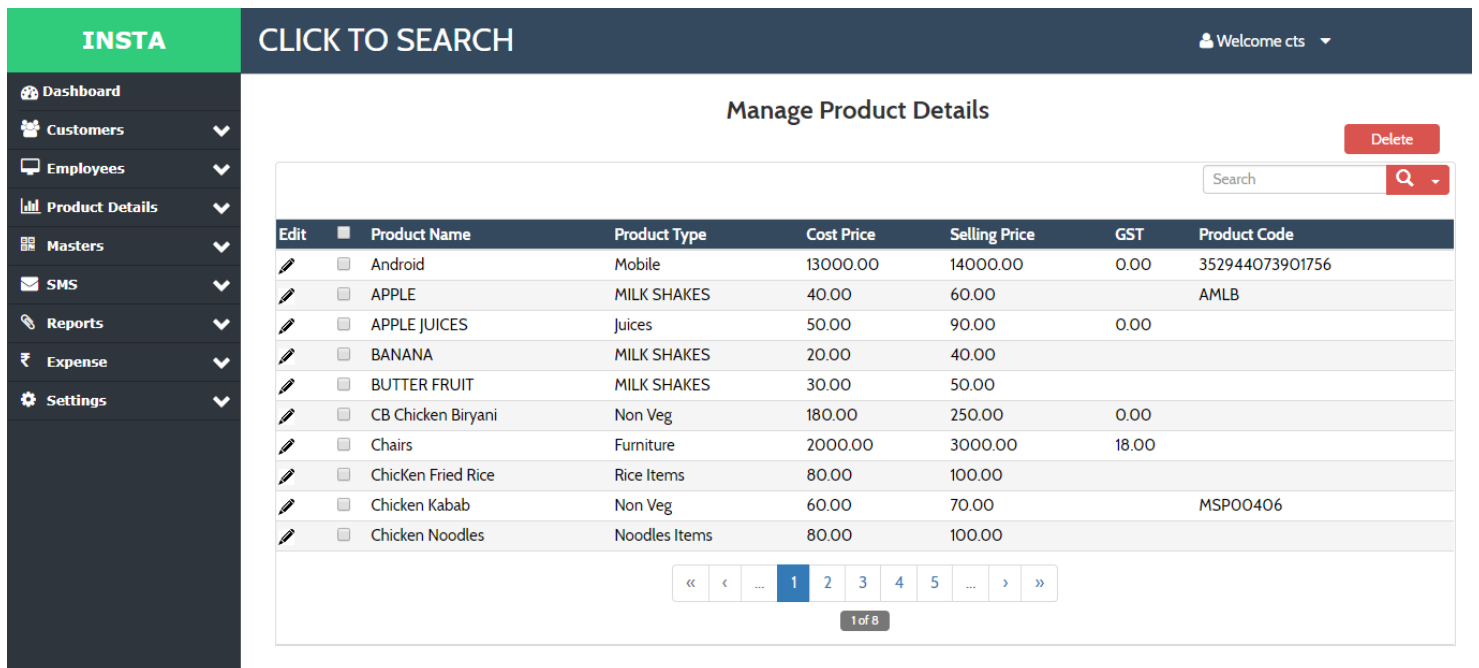
Product Type* Product Name* Cost* Selling Price*

MRP Dis(%) Dis(Rs) UOM

GST GST(Rs) Supplier Details

Brand Bill No Product Code HSN/SAC CODE HSN SAC

Fig (b) (I) - Add Product Details



INSTA CLICK TO SEARCH Welcome cts

Manage Product Details

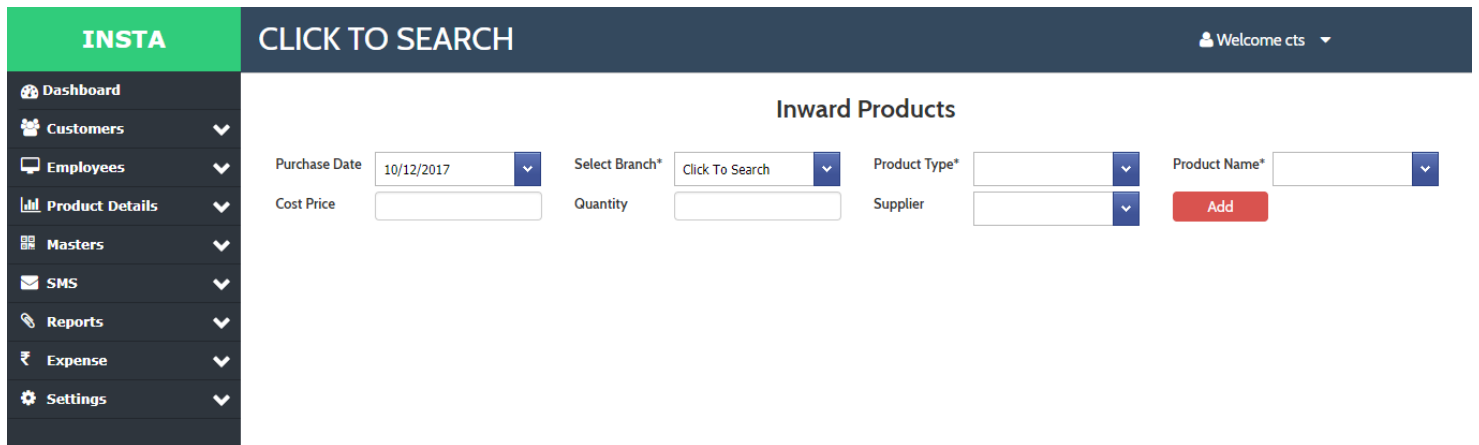
Edit	Product Name	Product Type	Cost Price	Selling Price	GST	Product Code
<input type="checkbox"/>	Android	Mobile	13000.00	14000.00	0.00	352944073901756
<input type="checkbox"/>	APPLE	MILK SHAKES	40.00	60.00		AMLB
<input type="checkbox"/>	APPLE JUICES	Juices	50.00	90.00	0.00	
<input type="checkbox"/>	BANANA	MILK SHAKES	20.00	40.00		
<input type="checkbox"/>	BUTTER FRUIT	MILK SHAKES	30.00	50.00		
<input type="checkbox"/>	CB Chicken Biryani	Non Veg	180.00	250.00	0.00	
<input type="checkbox"/>	Chairs	Furniture	2000.00	3000.00	18.00	
<input type="checkbox"/>	ChickEn Fried Rice	Rice Items	80.00	100.00		
<input type="checkbox"/>	Chicken Kabab	Non Veg	60.00	70.00		MSP00406
<input type="checkbox"/>	Chicken Noodles	Noodles Items	80.00	100.00		

« < ... 1 2 3 4 5 ... > » 1 of 8

Fig (b) (II) - Manage Product Details

This module lets us to insert our products with all related particulars. It gives an ease even to update and delete the updated products.

Inventory Management:



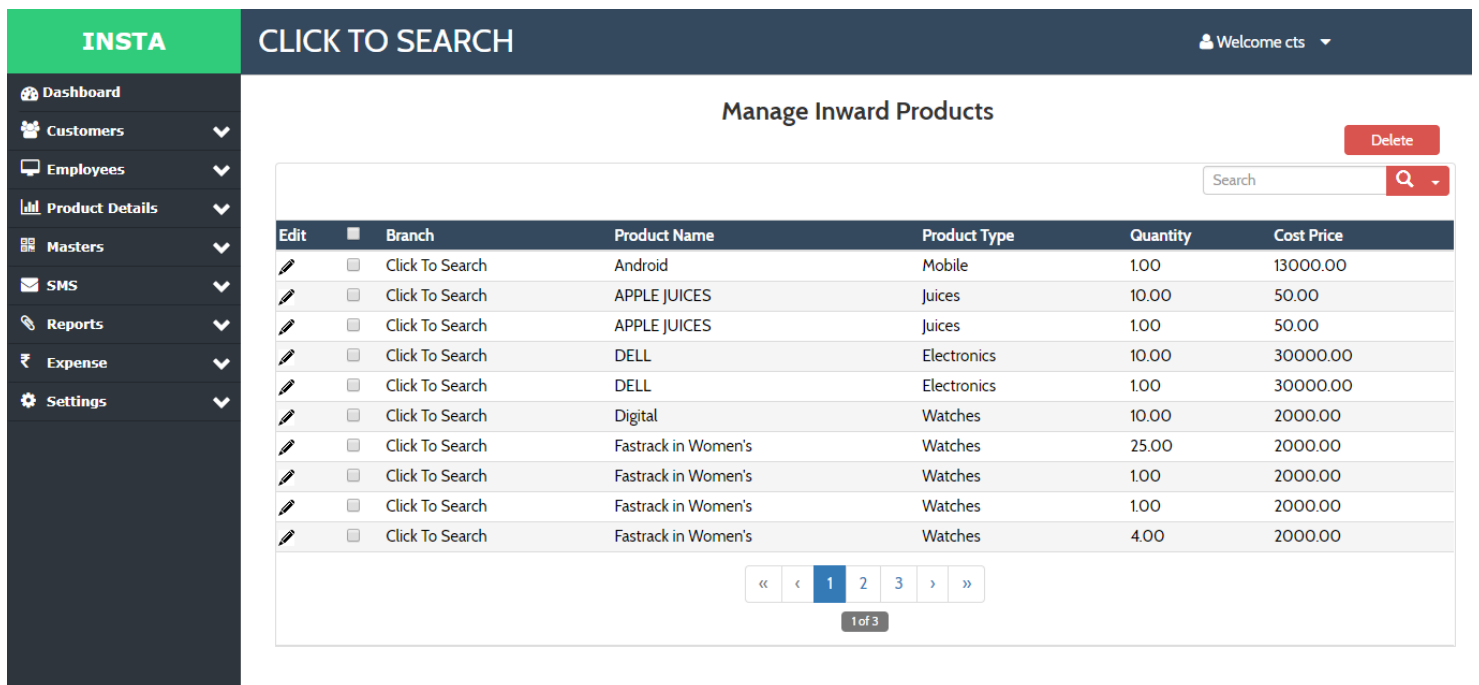
INSTA **CLICK TO SEARCH** Welcome cts

Inward Products

Purchase Date: 10/12/2017 | Select Branch*: Click To Search | Product Type*: | Product Name*: |

Cost Price: | Quantity: | Supplier: | **Add**

Fig (c) (I) - Inward Products



INSTA **CLICK TO SEARCH** Welcome cts

Manage Inward Products

Delete | Search

Edit	Branch	Product Name	Product Type	Quantity	Cost Price
	<input type="checkbox"/> Click To Search	Android	Mobile	1.00	13000.00
	<input type="checkbox"/> Click To Search	APPLE JUICES	Juices	10.00	50.00
	<input type="checkbox"/> Click To Search	APPLE JUICES	Juices	1.00	50.00
	<input type="checkbox"/> Click To Search	DELL	Electronics	10.00	30000.00
	<input type="checkbox"/> Click To Search	DELL	Electronics	1.00	30000.00
	<input type="checkbox"/> Click To Search	Digital	Watches	10.00	2000.00
	<input type="checkbox"/> Click To Search	Fastrack in Women's	Watches	25.00	2000.00
	<input type="checkbox"/> Click To Search	Fastrack in Women's	Watches	1.00	2000.00
	<input type="checkbox"/> Click To Search	Fastrack in Women's	Watches	1.00	2000.00
	<input type="checkbox"/> Click To Search	Fastrack in Women's	Watches	4.00	2000.00

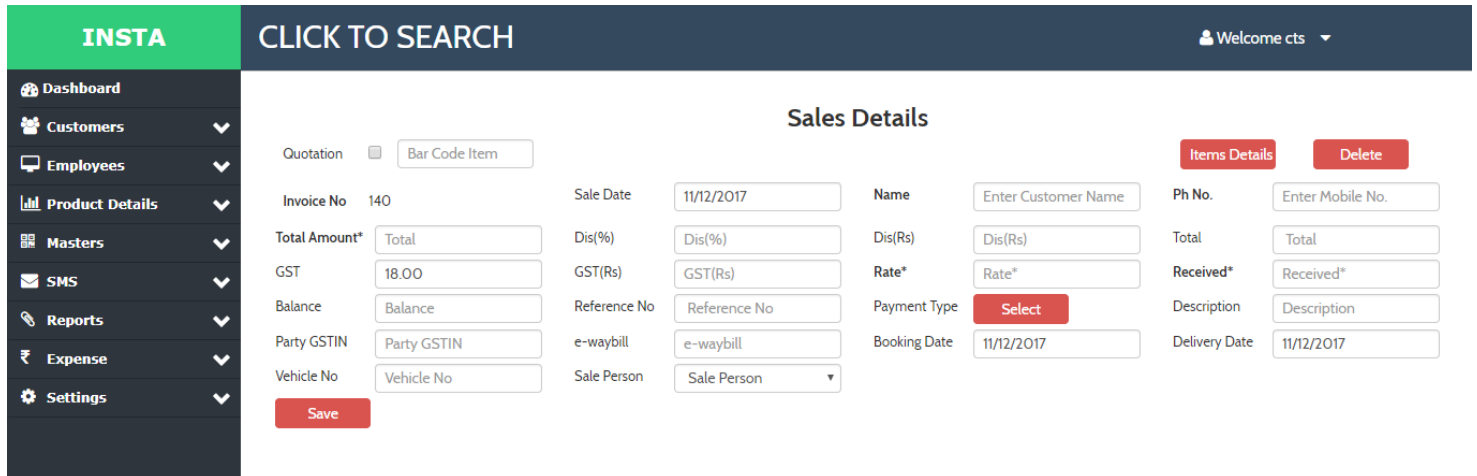
« < 1 2 3 > » | 1 of 3

Fig (c) (II) - Manage Inward Products

Inventory Management System

- This system lets you to manage the inventory.
- Inventory management comes with the reports and easy tracking of inventory.

Sales Module:



The screenshot shows the INSTA Sales Module interface. The top navigation bar includes 'INSTA' and 'CLICK TO SEARCH' with a user profile 'Welcome cts'. A sidebar on the left lists menu items: Dashboard, Customers, Employees, Product Details, Masters, SMS, Reports, Expense, and Settings. The main content area is titled 'Sales Details' and contains a form with the following fields:

- Quotation: Bar Code Item
- Invoice No: 140
- Total Amount*: Total
- GST: 18.00
- Balance: Balance
- Party GSTIN: Party GSTIN
- Vehicle No: Vehicle No
- Sale Date: 11/12/2017
- Dis(%): Dis(%)
- GST(Rs): GST(Rs)
- Reference No: Reference No
- e-waybill: e-waybill
- Sale Person: Sale Person
- Name: Enter Customer Name
- Dis(Rs): Dis(Rs)
- Rate*: Rate*
- Payment Type: Select
- Booking Date: 11/12/2017
- Ph No.: Enter Mobile No.
- Total: Total
- Received*: Received*
- Description: Description
- Delivery Date: 11/12/2017

Buttons for 'Items Details' and 'Delete' are located at the top right of the form area, and a 'Save' button is at the bottom left.

Fig (d) - Sales Module

- This billing software can handle current taxes of different states of India, Taxes of different countries and are already ready for tax changes like GST
- INSTA billing software can handle very large data at a very good speed. It offers you to identify and add the item quickly to the invoice using barcode scanner, easy election of item name.
- INSTA is smart billing software that handles the task of applying correct price to the item very efficiently. It will consider all specification and current date time. For example customer for whom bill is being made, the retail outlet from where bill is being made, current date and time for currently active promotions, inspection of different items from the bill to apply appropriate promotions.
- When an operator adds any item into an invoice, correct price are assured to be applied automatically by INSTA which is the main aspect of any billing software.
- **Points** will be allocated to a customer on purchase of each product.

Quotation Option

- Here in this module if a customer asks for **quotation** by just clicking the check box and adding item details you can give a customer a quotation bill.
- Invoice no and quotation number is different.
- Once **Bill** gets generated, a **SMS** will be sent to the customer based on purchase details.

Sales Report:

INSTA
Welcome cts ▾

CLICK TO SEARCH

Sales Report

From Date To Date

Bill No	Name	Bill Date	Mobile No	Total	GST	Paid	Balance	Reprint	Pay Bal Amt	View Details	
<input type="checkbox"/>	139	Misbha	08/12/2017	8553170832	53	18%	53	0	Reprint	Pay Bal	View Details
<input type="checkbox"/>	138	Misbha	30/11/2017	8553170832	212	18%	212	0	Reprint	Pay Bal	View Details
<input type="checkbox"/>	137	Misbha	30/11/2017	8553170832	11800	18%	11800	0	Reprint	Pay Bal	View Details
<input type="checkbox"/>	136	Misbha	30/11/2017	8553170832	5900	18%	5900	0	Reprint	Pay Bal	View Details
<input type="checkbox"/>	135		28/11/2017		1103	18%	1103	0	Reprint	Pay Bal	View Details
<input type="checkbox"/>	134		28/11/2017		590	18%	590	0	Reprint	Pay Bal	View Details
<input type="checkbox"/>	133	undefined	28/11/2017	1100.00	104	198%	80	24	Reprint	Pay Bal	View Details
<input type="checkbox"/>	132		24/11/2017		708	18%	708	0	Reprint	Pay Bal	View Details
<input type="checkbox"/>	120	LINGRAJ	13/11/2017	9449727646	46645	18%	26640	20005	Reprint	Pay Bal	View Details
Total-		67115	Paid-		47086	Balance-		20029			

Fig (e) - Sales Report

- Sales report gives us the information of sales happened previous day, previous month.
- On selection of desired dates of report, sales report can be obtained.
- It also gives the information of Paid Amount and Balance Amount.
- Bill Reprint is possible.
- If the customer has balance, SMS can be sent to that particular customer by selecting the check box.
- View Details allows the admin to view the bill details.
- Balance payment is also possible in the same module.
- Export to XL option is also available.

Quotation Report:



Quotation Report

From Date: 11/11/2017 To Date: 11/12/2017 [Load] [Export]

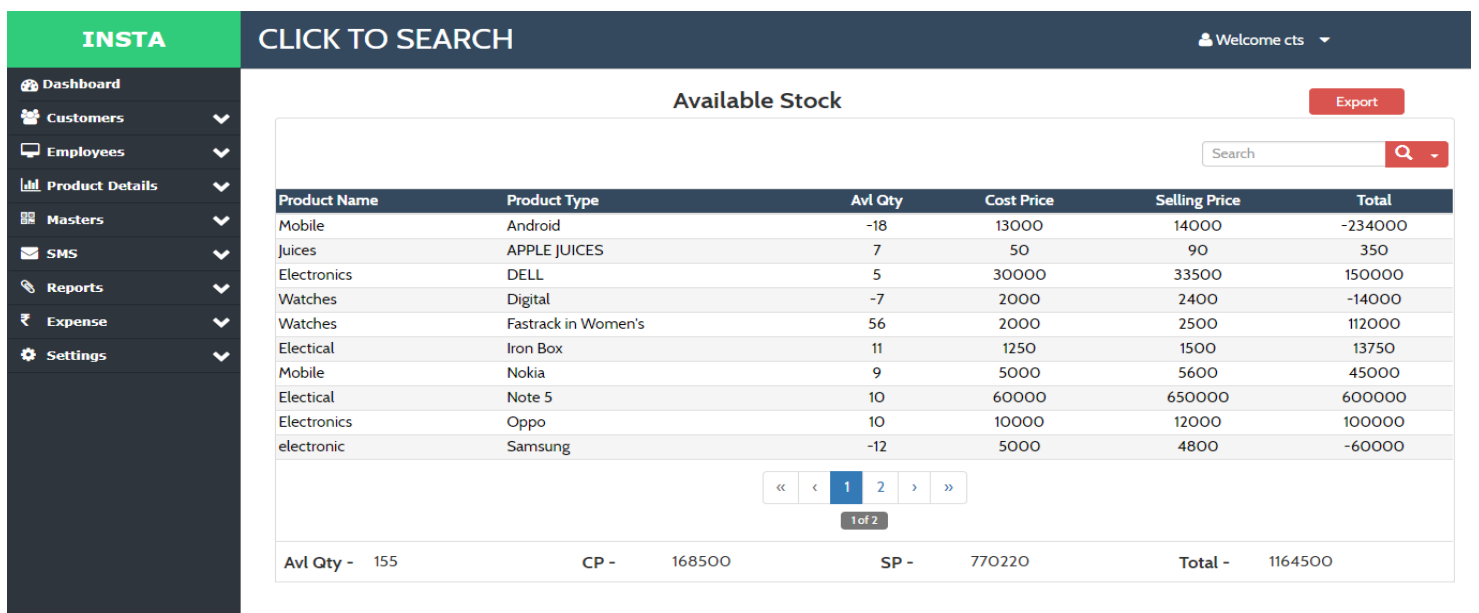
Search [Q]

Quotation No	Customer Name	Mobile No	Quotation Date	Total Amount	Reprint	Confirm Purchase
5	LINGRAJ	9449727646	13/11/2017	46645.00	Reprint	Confirm

Fig (f) - Quotation Report

Quotation Report gives us the complete information of quotation details, if the customer is satisfied with the quotation given then then same **Quotation** can be converted to **Invoice** by just one click.

Available Stock Report:



Available Stock [Export]

Search [Q]

Product Name	Product Type	Avl Qty	Cost Price	Selling Price	Total
Mobile	Android	-18	13000	14000	-234000
Juices	APPLE JUICES	7	50	90	350
Electronics	DELL	5	30000	33500	150000
Watches	Digital	-7	2000	2400	-14000
Watches	Fastrack in Women's	56	2000	2500	112000
Electrical	Iron Box	11	1250	1500	13750
Mobile	Nokia	9	5000	5600	45000
Electrical	Note 5	10	60000	650000	600000
Electronics	Oppo	10	10000	12000	100000
electronic	Samsung	-12	5000	4800	-60000

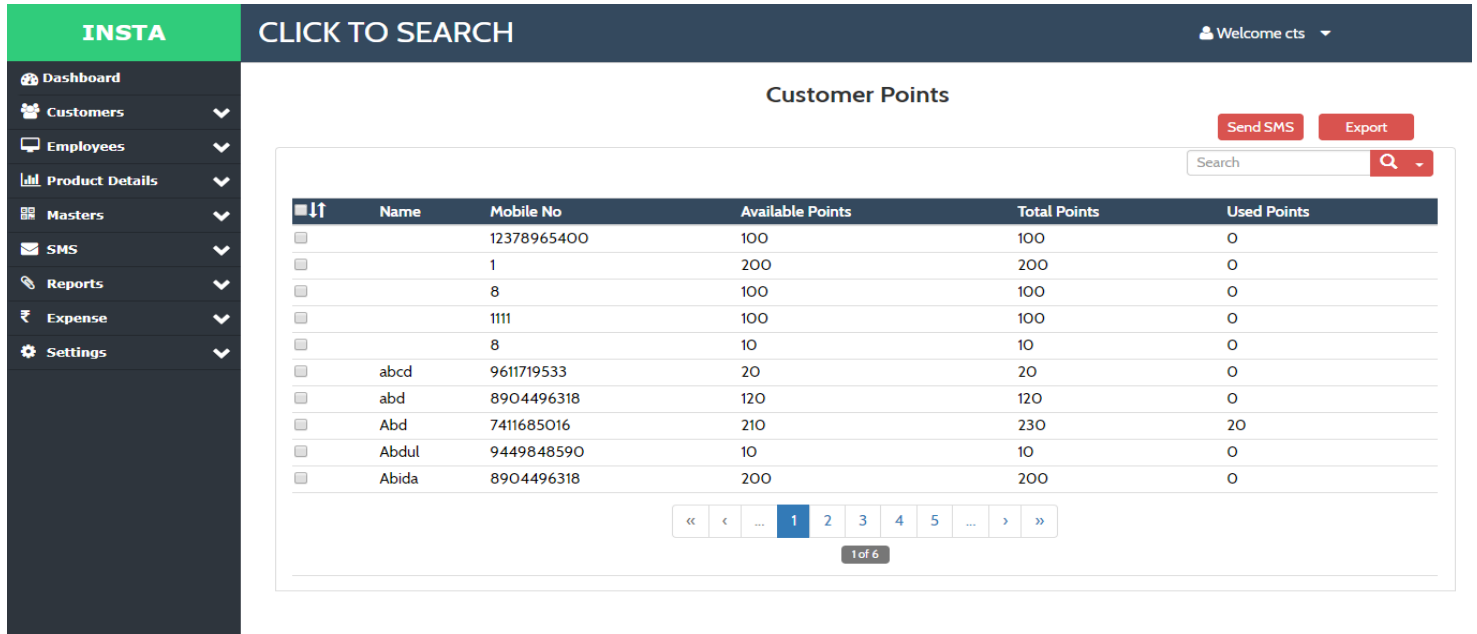
Avl Qty - 155 CP - 168500 SP - 770220 Total - 1164500

Fig (g) - Available Stock Report

INSTA provides stock management as one of its key features. Managing inventory or large number of items is a critical requirement of any retail business. This easy stock management software provides many intuitive ways

of managing, tracking and correcting your stock. With this stock management software you can regularly track and correct your physical stock to match with your database.

Customer Points Report:

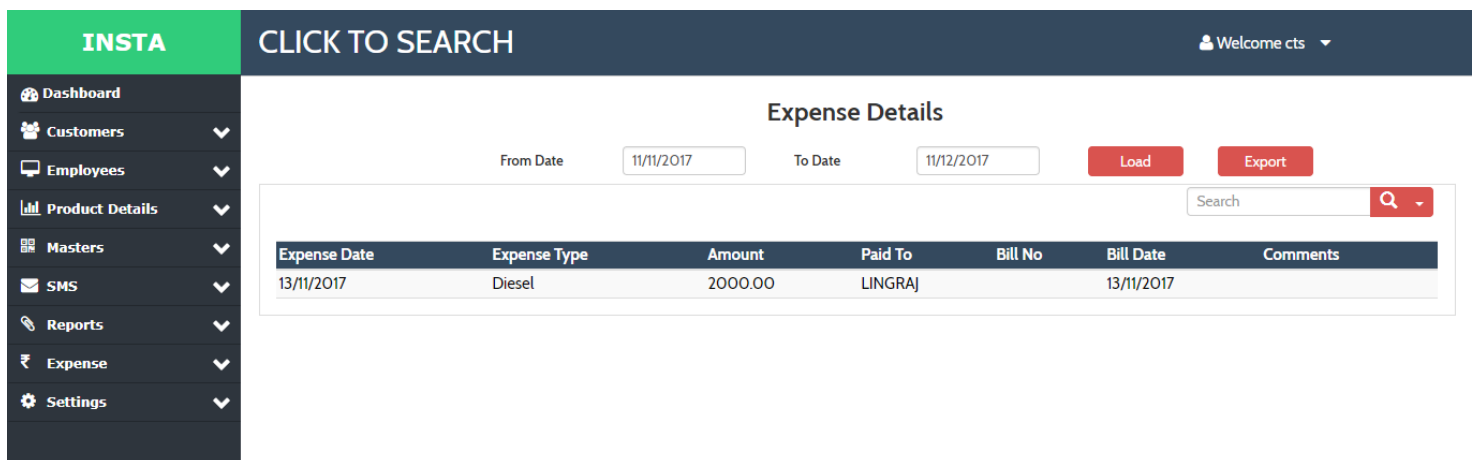


Name	Mobile No	Available Points	Total Points	Used Points
	12378965400	100	100	0
	1	200	200	0
	8	100	100	0
	1111	100	100	0
	8	10	10	0
abcd	9611719533	20	20	0
abd	8904496318	120	120	0
Abd	7411685016	210	230	20
Abdul	9449848590	10	10	0
Abida	8904496318	200	200	0

Fig (h) - Customer Points Report

This report provides us the information of points allocated to the customer.

Expense Report:



Expense Date	Expense Type	Amount	Paid To	Bill No	Bill Date	Comments
13/11/2017	Diesel	2000.00	LINGRAJ		13/11/2017	

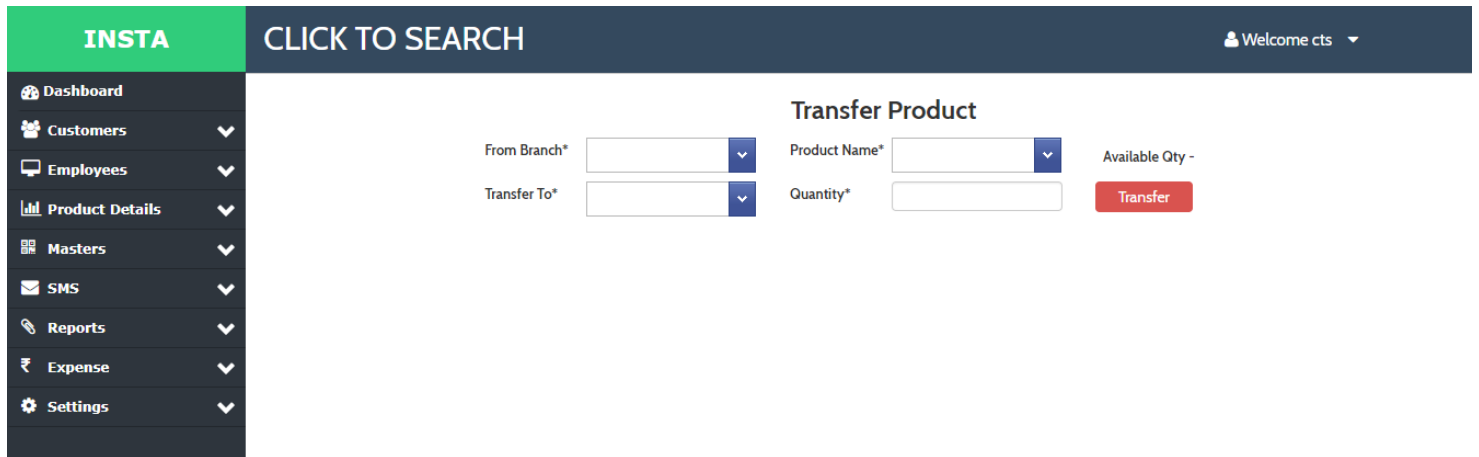
Fig (i) - Expense Report

- Expense Report gives us the information of expense happened previous day, previous month with all

relative details.

- On selection of desired dates of report, expense report can be obtained.

Transfer Product Module:



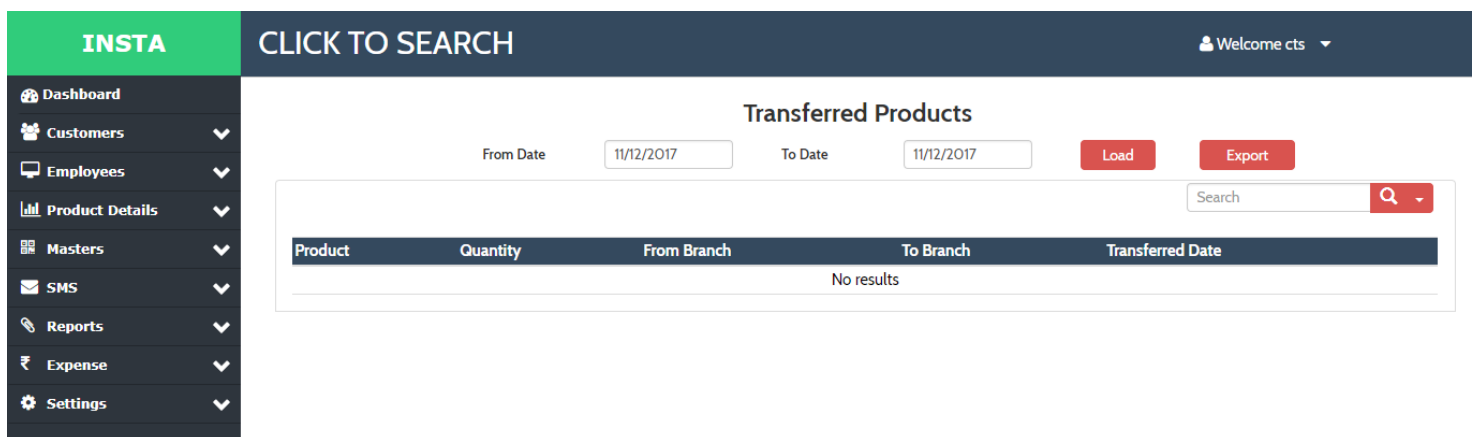
The screenshot shows the 'Transfer Product' module interface. On the left is a navigation menu with options: Dashboard, Customers, Employees, Product Details, Masters, SMS, Reports, Expense, and Settings. The main header displays 'INSTA' and 'CLICK TO SEARCH' with a user profile 'Welcome cts'. The central form is titled 'Transfer Product' and includes the following fields and controls:

- From Branch***: A dropdown menu.
- Product Name***: A dropdown menu.
- Transfer To***: A dropdown menu.
- Quantity***: A text input field.
- Available Qty -**: A label indicating the remaining stock.
- Transfer**: A red button to execute the transfer.

Fig (j) (I) - Transfer Product Module

If Your Business has multiple Branches this module enables the admin to transfer the product from one branch to another branch. Product will be deducted from branch from which products are sent and the same product gets added up to the branch to which products were transferred.

Transferred Products Report:



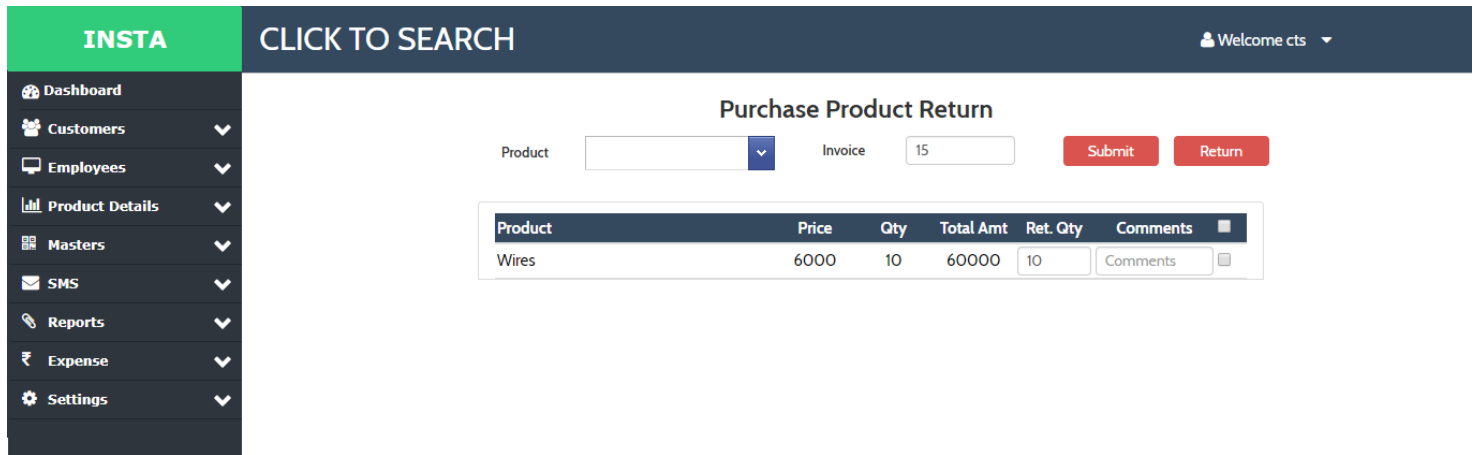
The screenshot shows the 'Transferred Products' report interface. It features the same navigation menu and header as the previous module. The report area is titled 'Transferred Products' and includes the following elements:

- From Date**: A date input field with '11/12/2017' selected.
- To Date**: A date input field with '11/12/2017' selected.
- Load** and **Export**: Red buttons for data loading and export.
- Search**: A search bar with a magnifying glass icon.
- Table**: A table with columns for Product, Quantity, From Branch, To Branch, and Transferred Date. The table currently displays 'No results'.

Fig (j) (II) - Transferred Products Report

- This report gives us the information of number of products transferred.
- Export to XL option is also available.

Purchase Return Module:

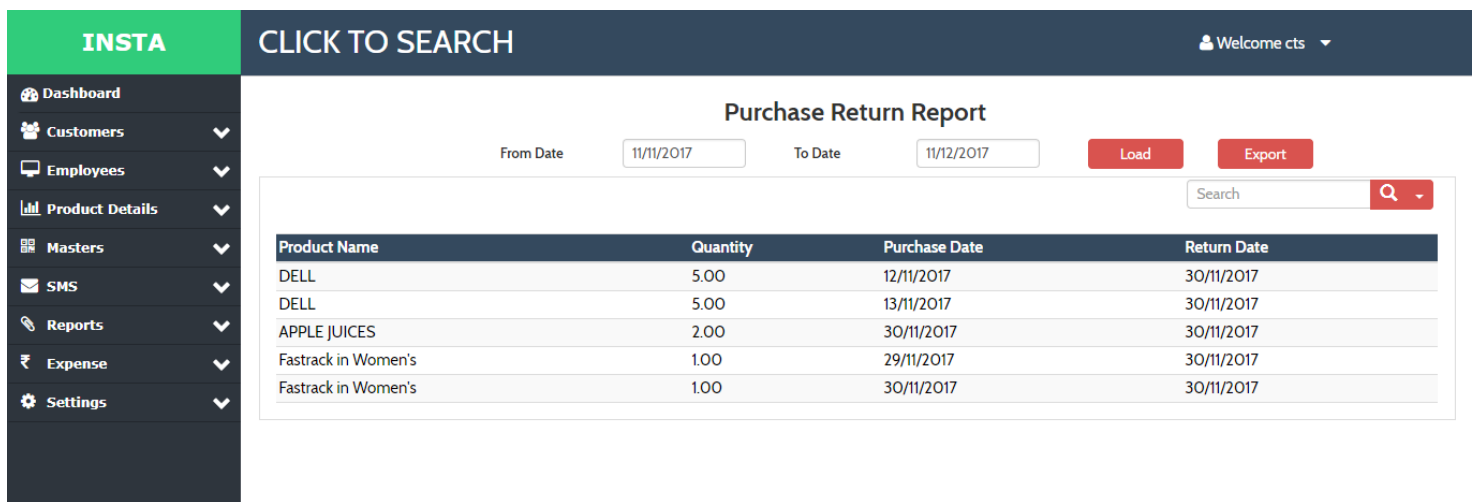


The screenshot shows the 'Purchase Product Return' interface. It features a sidebar menu on the left with options like Dashboard, Customers, Employees, Product Details, Masters, SMS, Reports, Expense, and Settings. The main content area has a header 'CLICK TO SEARCH' and a user profile 'Welcome cts'. Below the header, there's a title 'Purchase Product Return' and two input fields: 'Product' (a dropdown menu) and 'Invoice' (a text box containing '15'). There are 'Submit' and 'Return' buttons. Below these is a table with columns: Product, Price, Qty, Total Amt, Ret. Qty, and Comments. The table contains one row for 'Wires' with a price of 6000, quantity of 10, total amount of 60000, and a return quantity of 10. There is a 'Comments' input field next to the 'Ret. Qty' field.

Fig (k) (I) - Purchase Return Module

- We also have purchased product return option

Purchase Product Return Report:



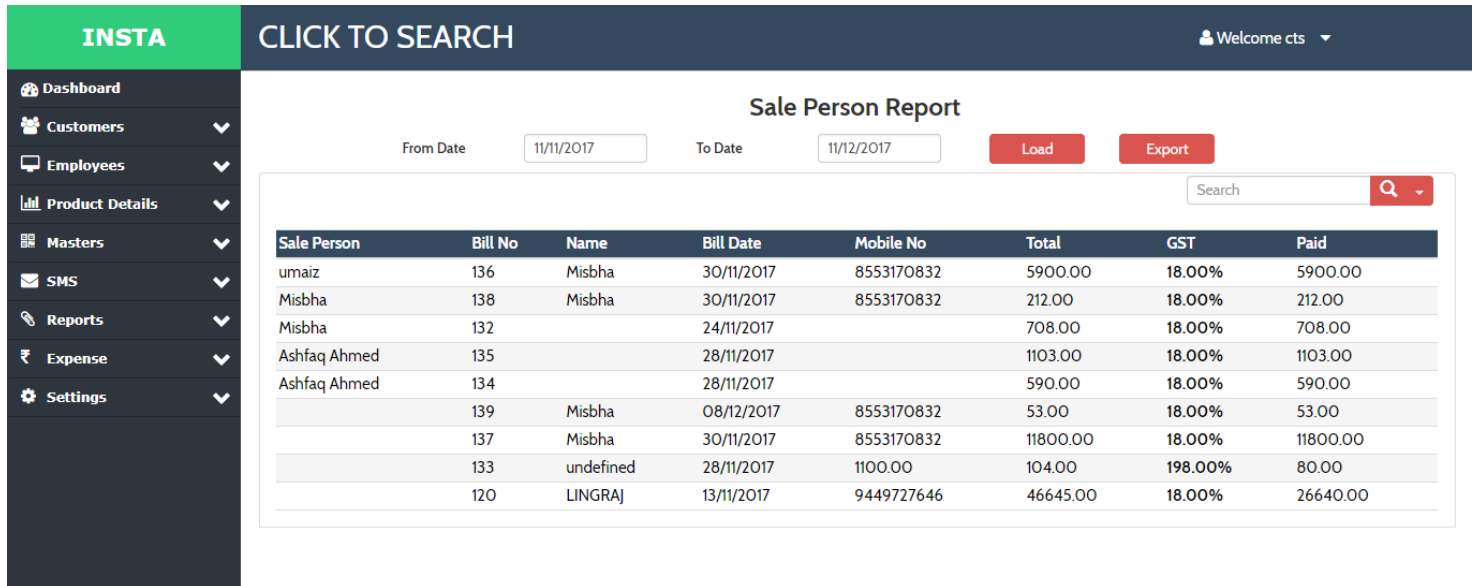
The screenshot shows the 'Purchase Return Report' interface. It features the same sidebar menu as the previous screenshot. The main content area has a header 'CLICK TO SEARCH' and a user profile 'Welcome cts'. Below the header, there's a title 'Purchase Return Report' and two date input fields: 'From Date' (11/11/2017) and 'To Date' (11/12/2017). There are 'Load' and 'Export' buttons. Below these is a search input field with a magnifying glass icon. Below the search field is a table with columns: Product Name, Quantity, Purchase Date, and Return Date. The table contains five rows of data:

Product Name	Quantity	Purchase Date	Return Date
DELL	5.00	12/11/2017	30/11/2017
DELL	5.00	13/11/2017	30/11/2017
APPLE JUICES	2.00	30/11/2017	30/11/2017
Fastrack in Women's	1.00	29/11/2017	30/11/2017
Fastrack in Women's	1.00	30/11/2017	30/11/2017

Fig (k) (II) - Purchase Return Module

- On selection of desired dates of report, product returned report can be obtained.

Sale Persons Report:

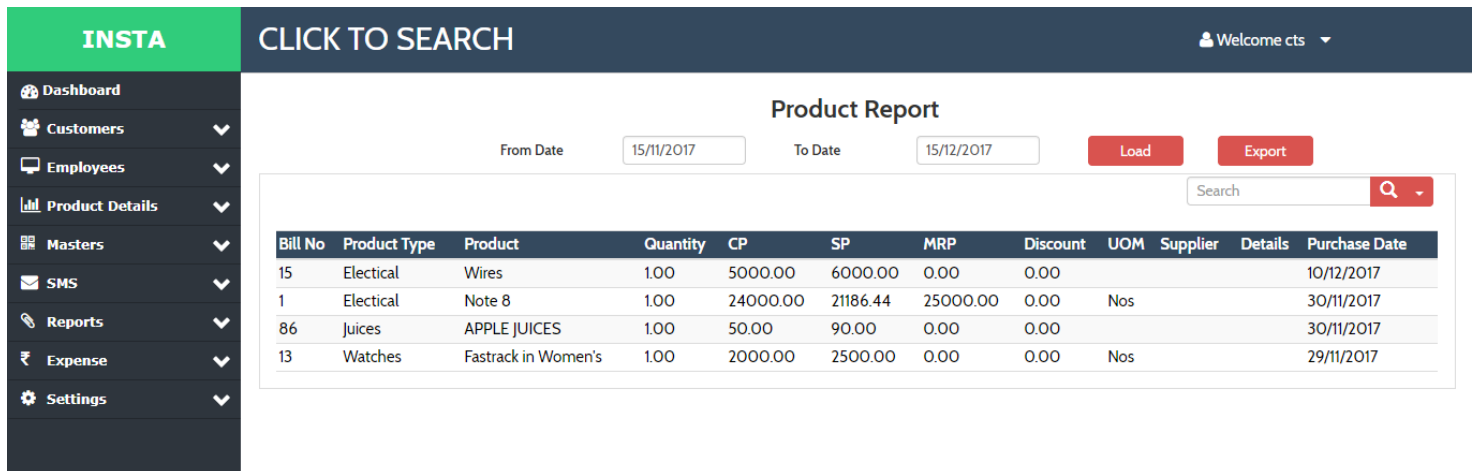


Sale Person	Bill No	Name	Bill Date	Mobile No	Total	GST	Paid
umaiz	136	Misbha	30/11/2017	8553170832	5900.00	18.00%	5900.00
Misbha	138	Misbha	30/11/2017	8553170832	212.00	18.00%	212.00
Misbha	132		24/11/2017		708.00	18.00%	708.00
Ashfaq Ahmed	135		28/11/2017		1103.00	18.00%	1103.00
Ashfaq Ahmed	134		28/11/2017		590.00	18.00%	590.00
	139	Misbha	08/12/2017	8553170832	53.00	18.00%	53.00
	137	Misbha	30/11/2017	8553170832	11800.00	18.00%	11800.00
	133	undefined	28/11/2017	1100.00	104.00	198.00%	80.00
	120	LINGRAJ	13/11/2017	9449727646	46645.00	18.00%	26640.00

Fig (l) - Sale Persons Report

- This report gives you the information about the person who sold the items along with Bill No and Total Amount of the bill.

Product Report

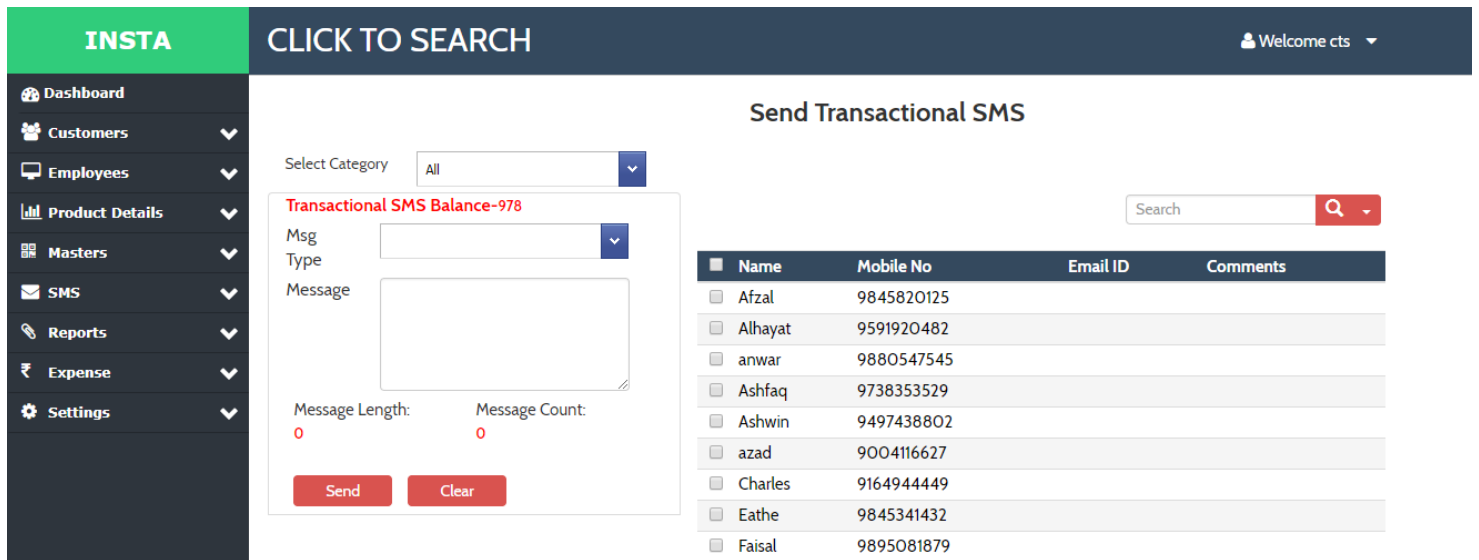


Bill No	Product Type	Product	Quantity	CP	SP	MRP	Discount	UOM	Supplier	Details	Purchase Date
15	Electical	Wires	1.00	5000.00	6000.00	0.00	0.00				10/12/2017
1	Electical	Note 8	1.00	24000.00	21186.44	25000.00	0.00	Nos			30/11/2017
86	Juices	APPLE JUICES	1.00	50.00	90.00	0.00	0.00				30/11/2017
13	Watches	Fastrack in Women's	1.00	2000.00	2500.00	0.00	0.00	Nos			29/11/2017

Fig (m) - Products Report

Products Report gives us the information of Products, when the product was purchased, supplier, Selling Price, M.R.P and so on.

Transactional SMS Module:



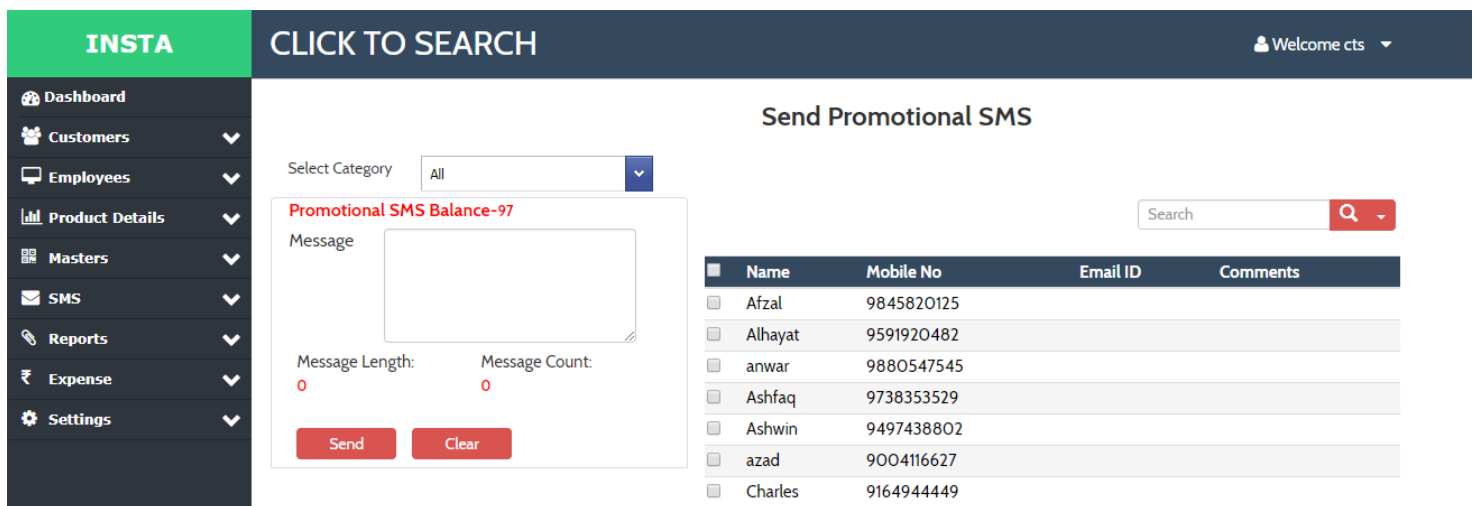
The screenshot shows the 'Send Transactional SMS' interface. On the left is a sidebar with 'INSTA' and 'CLICK TO SEARCH' headers, and a menu with items like Dashboard, Customers, Employees, Product Details, Masters, SMS, Reports, Expense, and Settings. The main content area has a 'Send Transactional SMS' title. It includes a 'Select Category' dropdown set to 'All', a 'Transactional SMS Balance-978' indicator, a 'Msg Type' dropdown, a 'Message' text area, and 'Message Length' and 'Message Count' fields both showing '0'. There are 'Send' and 'Clear' buttons. On the right, there is a search bar and a table of customer data.

Name	Mobile No	Email ID	Comments
<input type="checkbox"/> Afzal	9845820125		
<input type="checkbox"/> Alhayat	9591920482		
<input type="checkbox"/> anwar	9880547545		
<input type="checkbox"/> Ashfaq	9738353529		
<input type="checkbox"/> Ashwin	9497438802		
<input type="checkbox"/> azad	9004116627		
<input type="checkbox"/> Charles	9164944449		
<input type="checkbox"/> Eathe	9845341432		
<input type="checkbox"/> Faisal	9895081879		

Fig (n) – Transaction SMS Module

Transactional SMS are sent to your customer to pass on information necessary for using your product or service. And you can send SMS in bulk.

Promotional SMS Module:



The screenshot shows the 'Send Promotional SMS' interface, which is very similar to the transactional module. It features the same sidebar and main content area. The 'Send Promotional SMS' title is present. The 'Promotional SMS Balance-97' indicator is shown. The form fields and buttons are identical to the transactional module. The table on the right contains a subset of the customer data.

Name	Mobile No	Email ID	Comments
<input type="checkbox"/> Afzal	9845820125		
<input type="checkbox"/> Alhayat	9591920482		
<input type="checkbox"/> anwar	9880547545		
<input type="checkbox"/> Ashfaq	9738353529		
<input type="checkbox"/> Ashwin	9497438802		
<input type="checkbox"/> azad	9004116627		
<input type="checkbox"/> Charles	9164944449		

Fig (o) – Promotional SMS Module

Promotional SMSes are sent with the objective of promoting your product or service. And you can send SMS in bulk

Transactional SMS Status:

INSTA		CLICK TO SEARCH				Welcome cts	
Dashboard		Transactional SMS Status					
Customers	▼	From Date	<input type="text" value="16/11/2017"/>	To Date	<input type="text" value="16/12/2017"/>	<input type="button" value="Load"/> <input type="button" value="Export"/>	
Employees	▼	<input type="text" value="Search"/> <input type="button" value="Q"/>					
Product Details	▼	Name	Mobile No	Status	Reason	Message	Sent Date
Masters	▼		5	Not Delivered		Thank You for visiting Click To Search. Your Total Amount - 16520, Received - 16520, Received - 0, Available Points - 200. For any of the assistance call us on9738353529	16/12/2017
SMS	▼		856	Not Delivered		Thank You for visiting Click To Search. Your Total Amount - 590, Received - 590, Received - 0, Available Points - 50. For any of the assistance call us on9738353529	16/12/2017
Reports	▼		9566216752	Not Delivered		Thank You for visiting Click To Search. Your Total Amount - 71, Received - 500, Balance - -429.00, Available Points - 120. For any of the assistance call us on9738353529	15/12/2017
Expense	▼						
Settings	▼						

Fig (o) – Transactional SMS Status

We will also provide you the report of transactional SMS where in you can view the message status. We also give the reason if the message is not delivered.

Promotional SMS Status:

INSTA		CLICK TO SEARCH				Welcome cts	
Dashboard		Promotional SMS Status					
Customers	▼	From Date	<input type="text" value="16/11/2017"/>	To Date	<input type="text" value="16/12/2017"/>	<input type="button" value="Load"/> <input type="button" value="Export"/>	
Employees	▼	<input type="text" value="Search"/> <input type="button" value="Q"/>					
Product Details	▼	Name	Mobile No	Status	Reason	Message	Sent Date
Masters	▼	Misbha	8553170832	Delivered		Dear Misbha, Hi	02/12/2017
SMS	▼						
Reports	▼						
Expense	▼						
Settings	▼						

Fig (o) – Promotional SMS Status

This Report gives us the information about the promotional SMSes sent to customers, on which date messages were sent, we also provide the reason if the message is not delivered.